

# Landing Page Success Guide

**How To Create Your Own Landing Page That Rapidly Builds Your Mailing List**



**Congratulations – You Get FREE Giveaway Rights To This Entire Ebook**

You have full giveaway rights to this ebook. You may give away or include this as a bonus in any product and membership site.

**Unadvertised Bonus!**

**This Limited Time Free Offer Could  
End At Any Time...**

**“Imagine Pressing A Few Buttons And  
Instantly Creating Your Very Own  
Branded Cash Producing Viral Ebooks  
That You Can Sell Or  
Give Away!”**



**“Free” Click Here “Free”**

**DISCLAIMER AND/OR LEGAL NOTICES**

**The information presented herein represents the views of the author as of the date of publication. Because of the rate with which conditions change, the author reserves the right to alter and update their opinions based on the new conditions. This report is for informational purposes only and the author does not accept any responsibility for any liability resulting from the use of this information. While every attempt has been made to verify the information provided here, the author and their resellers and affiliates cannot assume any responsibility for errors, inaccuracies, or omissions. Any slights of people or organizations are unintentional.**

**Master Reseller/Giveaway License**

- **You have full master resell rights to this product.**
- **You MAY resell this product and give master resale rights to your customers.**
- **You MAY offer this product as a bonus to a PAID product.**
- **You MAY include this product on a FREE or PAID membership site.**
- **You MAY give this product away for free.**
- **You May sell this product or give it away on Ebay or any other auction site.**



## Make More Money With These Products:

### Create Dynamic Unique Websites With The Click Of A Button



**SiteBuilder Elite**  
Instantly Create Content-Rich Websites

**"Boost Your AdSense And Affiliate Commissions By Building 10s, 100s or 1,000s of Websites, Each With The Click of a Button!"**

**Can it really be that easy? Yes, it can!**

Special message from Gary Nugent  
Subject: Building Your Virtual Real Estate Empire Just Became Easy...

[Click Here To Start Building Your Websites](#)

### Hosting Packages Start Only \$5.95 per Month



**Host Gator**  
No setup fee - guaranteed

Toll Free: 1.866.96.GATOR  
Local: 1.713.574.5287  
Now hosting over 700,000 domains!

Home | Web Hosting | Reseller Hosting | Dedicated Servers | Support | Order Now | Affiliates

<b>Shared</b> \$4.95/mo • Web Hosting • Unlimited Sites • Learn More... <b>ORDER NOW!</b>	<b>Reseller</b> \$24.95/mo • Reseller Hosting • Unlimited Sites • Learn More... <b>ORDER NOW!</b>	<b>Dedicated</b> \$174.95/mo • Enterprise Hosting • Unlimited Sites • Learn More... <b>ORDER NOW!</b>
--	--	--

**Testimonials & Reviews**  
TechCrunch  
Frederick  
Awarded us with their editor's choice award.  
We're not afraid!

**HostGator - Reseller Web Hosting Specialists**  
Host Gator provides Reseller Web Hosting and Shared Hosting solutions.  
Our reseller hosting program is for both businesses and individuals. All of our plans include a 99.9% uptime guarantee, 24/7 support, and a 30-day money back guarantee.

**Latest News**  
August 07, 2007  
SEO Hosting Add: Twelve Free Search Engine Optimization Scripts  
Scripts make Host Gator's SEO hosting the most comprehensive hosting service for helping customers maximize search engine results.

Control Panel Demo

[Click Here For Your Hosting Solution](#)

# Table of Contents

Introduction to Landing Pages	5
The Landing Page System	6
What You Need Before Getting Started	8
Planning Your Landing Page Theme	9
How to Write a Landing Page that Converts	10
Tips on Increasing Your Landing Page Conversion Rate	12
Driving Traffic into Your Landing Page	13
Great Examples of Landing Pages	15

# Introduction to Landing Pages

Before you begin the attempt to build a successful list or create a powerful sales page, you will want to start with a rigorous introduction to landing pages. In stark contrast to undifferentiated, unfocused home pages, landing pages focus specifically on capturing leads for a newsletter or making sales for a specific product – and make no attempt to give visitors a different option.

Another common word that is often used to describe landing page, is “**squeeze page**” (or “**lead capture page**” in some circles). A squeeze page is a page designed to get names and email addresses. Usually, however, a squeeze page is usually a smaller type of landing page, which usually has an opt-in form in sight when the page loads.

So what is important to learn in an introduction to landing pages? First, it is important to recognize that all successful marketers use these. If you plan to sell a product over the Internet, you will want to use one, too, rather than relying on sidebar opt-in forms and unfocused pages that do not convey a single point and a single call to action.

Another important thing you will want to take away from this introduction to landing pages is that every landing page contains the same parts and is focused on a SINGLE goal – getting the visitor to become a subscriber or buyer.

These parts are as follows: an opt-in form (or sales prompt), a brief or lengthy introduction, a picture of the list/product owner, the signature of the list owner, and a call to action (or multiple calls to action).

Determining which model will work best for you can simply only be done through testing. While many boast a conversion and attribute it to the shortness of their introduction (many will be one short paragraph), otherwise will boast a high conversion rate because they use lengthy, thorough, and compelling copy.

If there is anything you absolutely must take away from an introduction to landing pages, it is that you cannot create a landing page or squeeze page that isn't focused.

# The Landing Page System

The landing page system provides a uniquely powerful system through which you can derive profit from multiple streams. This article will briefly discuss some of those different streams – and how you can manipulate them.

Let's start with the landing page itself: all traffic is sent to the landing page. From there, it will have a number of options, depending on what you have given them. Many marketers suggest that your landing page should always be an opt-in form. Others will suggest that it should simply be a sales page.

Whether it's a free newsletter or a product for sale, the landing page system you create should include a “one time offer,” which will compel them to take action – subscribe, buy, etc.

Once they subscribe or buy, the landing page system you create should then re-route them to a thank you page, which opens up more means through which you can up-sell. One quick way to up-sell is to simply include advertisements on your thank you page for related affiliate products or for your own products. Here, again, you will want to give them a one-time offer.

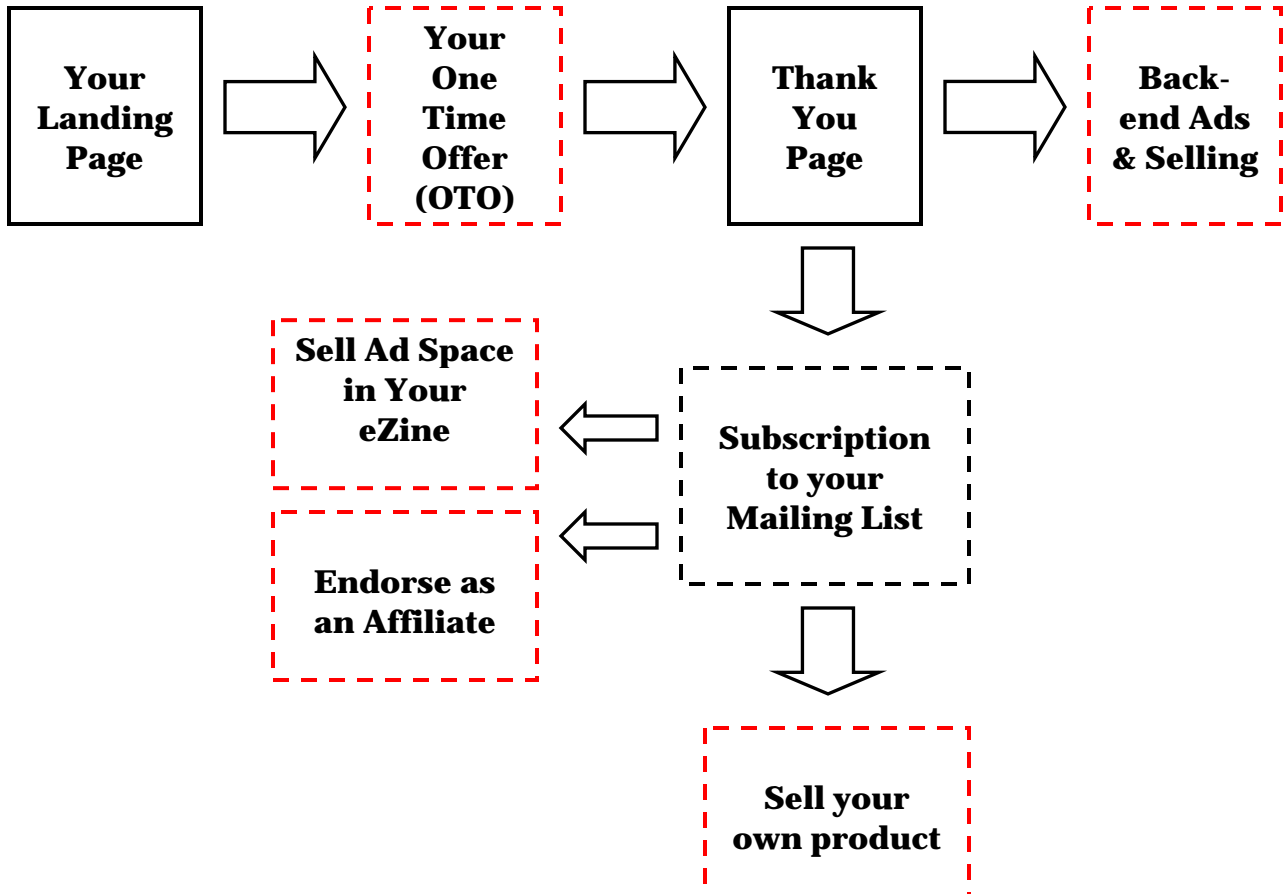
Also, if you haven't yet asked them to join your mailing list, this is where you should do it – on your thank you page. Once they opt-in to your list, you now have a whole new option you can use in conjunction with the landing page system to generate revenue.

One such option is selling ad space in your newsletter or e-zine. The more people you have reading your newsletter, the more you can generally charge for ad space; however, you will want to avoid overselling to your list to ensure your advertisers actually make money.

Your next option is to endorse a product as an affiliate. You can tell your subscribers how someone has just created a brilliant product – and you can offer it to your subscribers through an affiliate link. You may even want to use other products you have has bonuses to give them something extra.

The last and most profitable way in which you can generate revenue through your newsletter is by creating and selling your own products to them.

It is important to note that you don't have to use all of these means to generate revenue; however, the more you use, the more you earn in general.



# What You Need Before Getting Started

Before you get started building your landing page, you will need a number of things to a) make your offer actually have a point; and b) facilitate the creation of your landing page.

One thing you absolutely must have before you get started is an auto responder. Without any auto responder, you are tossing potential bags of money in the garbage. Rather than creating a relationship with customers and potential customers – and giving yourself the opportunity to attempt future up-sales -- you're allowing them to leave and never return.

In addition to an auto responder, you will need to have an actual offer that people want to buy. You may want to develop a product, such as an E-Book or a piece of software.

If you don't have the skills to do either, you can always hire a professional to do it for you through [Elance.com](http://Elance.com) or [Guru.com](http://Guru.com). You will then either want to sell this product and attempt to get subscribers from your thank you page – or you will want to get subscribers by offering the product for free (which is what many Internet marketers now do).

Another thing you absolutely must have before you get started is a check out service. You may want to consider [Paypal](http://Paypal.com), [Click Bank](http://ClickBank.com), or [2 Check Out](http://2CheckOut.com). All of these services will allow you to make transactions quickly.

Another thing you must have before you get started is a set of graphics, which usually includes a graphic header, a check out button, background wallpaper, and a half-decent picture of yourself. You can probably provide the picture of yourself, but you might want to hire a professional to do the rest.

Another thing you will need before you can get started on your landing page is some way in which to create a realistic signature. <http://www.vletter.com> is probably your best bet; but, if you're on a budget, you may want to opt for simply using a word processing program.

# Planning Your Landing Page Theme

Perhaps the most important part of creating a landing page is planning your landing page theme. How you select your theme, of course, will all depend on **how you plan to generate traffic**.

If you decide to generate traffic through search engine optimization, planning your landing page theme will entail finding phrases within your niche which have a high demand (aggregate search value) and a low supply (small amount of competing sites) and then creating multiple landing pages, each which is optimized around a different phrase.

If, on the other hand, you decide to generate traffic through pay per click (PPC) programs, such as Adwords, planning your landing page theme will again entail tuning a number of different pages to fit the keywords you are purchasing.

This is actually where most people fail when they create a landing page: they don't tune it to fit a specific audience. For instance, in the case of a squeeze page for a newsletter, they might start a newsletter about toys, but they only create one landing page and send all traffic to it. This is a big mistake.

Chances are, if you create a quality product or newsletter, it can benefit a number of people. So why not communicate the exact benefits they will derive from subscribing or buying?

If, for instance, you have a newsletter about Legos and toy blocks, so you group it under the loose heading of "toys," a visitor who is looking specifically for information about either Legos or toy blocks will click off your page if they don't see the direct connection to the exact topic for which they were searching.

Instead, you will want to setup a page centered around Legos and a page centered around toy blocks. On each page, you will want to communicate the specific benefits to joining the list for each of those groups of visitors.

Going one step further, in addition to planning your landing page theme, if you are creating a landing page for a newsletter, you may also want to segment your list, so you can send information specifically about Legos to those who request it – and information about blocks to those who request it.

# How to Write a Landing Page that Converts

Most people have no (or simply the slightest) idea how to write a landing page that converts. Instead, they slop together elements that they have seen used in other landing pages – but usually do not put them together in the same way the owner of the successful landing page did.

**One major problem is copy.** And that's fine. Not everyone is going to be an excellent writer – never mind a copywriter. But as someone selling a product or trying to build a list, it is important that you know your strengths and weaknesses – and that you either spend the time to overcome them or hire someone else to do it for you.

With copywriting, for instance, it is important to use a mix of compelling sales points with powerful psychological triggers. Most people who create a sales page miss either one or both of those elements.

For instance, they might concentrate so much on building hype that they don't actually explain what solution they are providing – and for whom they are providing it. If I don't have a specific problem that your product solves, why would I buy it? I wouldn't.

Now, **if** they fail to sprinkle in psychological triggers, such as “scientifically proven,” “guaranteed,” and “shocking,” no one will feel compelled to continue reading, as the benefits will have a low or average perceived value.

In addition to these two problems, some sales pages lack coherency and direction. The copy looks amateurish and it doesn't slowly grind forward, breaking down the visitor's resistance to the sale – and compelling him or her to buy more and more at each sales point.

Additionally, if there aren't multiple calls to action – another form of psychological trigger – then a potential visitor might never feel compelled enough to pull out his or her credit card on the spot and make the purchase.

In addition to careful copywriting, there are other important things you must take into consideration when writing a landing page that converts. For instance, it is important to build a compelling case for a time-bound offer.

Now, this doesn't mean you have to invent fake deadlines and constantly revise them each week. This is a good way to guarantee your complete loss of credibility in the shortest amount of time possible.

However, when planning your copy, you will want to make sure that you constantly urge the reader to act immediately by inserting a number of “calls to action,” as I've mentioned previously.

You may want to consider using fly-ins or pop-ups to create more urgency – or to make a time-bound offer. Perhaps you can use a countdown to build urgency (i.e., when someone arrives at your landing page, they have five minutes to purchase the product at the lowest price).

Now, if you're creating a squeeze page, you might want to employ slightly different tactics. Rather than building a compelling case with multiple triggers and calls to action over the course of 1000 words, you may want to simply condense that all into a compelling headline and one paragraph of “benefits.”

For a completely free-to-join squeeze page, you more than likely won't have a considerable amount of resistance to joining, unless the visitor:

- a) **Doesn't see any benefits;** and
- b) **Suspects that you will sell their email address** to spammers.

Both of these problems are relatively easy to overcome. In your headline, simply state the exact benefits they will receive for joining – as always, mixing in psychological triggers.

In your first paragraph of copy, give them a compelling reason to join now (i.e., the price might go up, the list might become private, you'll get this amazing report).

Now, to overcome the second problems, simply include a short line under your opt-in form that explains that you will not – under any circumstances – spam them or sell or give away their email address and name.

# Tips on Increasing Your Landing Page Conversion Rate

There are three major ways in which you can create your landing page conversion rate. All landing pages created by professionals usually include these three elements at a few others.

The first way in which you can increase your conversion rate is **through personalization**. This is usually done in two ways: the first way is by providing a photo of yourself. The second way is by adding your signature to the bottom of your landing page.

This radically increases visitors' trust. Most people who resist buying products online do so because they're weary of getting scammed by a faceless liar, who won't be around when they need help or when they need to return the product.

**Tip:** By adding your picture and signature, you can significantly increase a gain in your visitors' trust. 😊

Another way in which you can increase your landing page conversion rate is by **using black text or a white layout**. Regardless of what anyone tells you, this is one of the easiest ways in which to make your page look professional, rather than pathetic or desperate.

The third way in which you can gain trust is by **offering something for free**. This is generally what you will do if you're using a squeeze page to generate leads: you'll offer a free report or five-day course – and then use that to generate leads, which you will later up-sell or generate revenue from via affiliate sales. Why is this technique so effective?

Quite simply because it allows them to judge your work and ideas before they actually have to pay for them. Additionally, **it builds trust**.

In addition to these three general ways in which to increase your conversion rate, you should always guarantee a product. If you sell through Click Bank, you actually won't have a choice.

But if you're using Paypal or some other check out (Credit Card processing) program, you will want to make sure you clearly state that customers

can return your product for any reason within a given period of time after the purchase.

Follow all of these steps and you will significantly increase your landing page conversion rate.

## Driving Traffic into Your Landing Page

Driving traffic into your landing page – it *sounds easy, doesn't it?* Well, it's not. And no matter how great your landing page is, it won't matter if no one ever reads it. Furthermore, if everyone in the world other than your target audience reads it, it also won't matter. This is why you need to find media through which you can drive targeted visitors to your landing page.

One way in which you can drive traffic to your landing page is through natural search engine optimization. This is the slowest process, but it is also one of the best ways to ensure a **continually increasing** stream of traffic over time.

Generating natural search engine traffic generally entails getting links to your site. While reciprocal linking was once the best strategy, experts now believe that major search engines are devaluing reciprocal links in favor of one-way links and triangular links (which search engines can't really detect).

Another way in which to get natural search engine traffic is by optimization your website for certain key phrases. You can do this by creating pages that specifically focus on one keyword on your given niche. You can then set the page extension to that keyword and optimize the content at a 1.5% density for that keyword. You will also want to use it in header and title tags.

Now, in addition building natural search engine traffic, you will want to consider using pay per click advertising. You can do this by opening an account with Google Adwords.

As mentioned earlier, successful Google Adwords campaigns do two things: they group keywords into multiple, small, related groups – and they send leads to multiple, tweaked landing pages.

This means you will have to start with some careful keyword research; and you will then have to alter your landing pages to match that research. These are some of the most commonly used tools for driving traffic to a landing page; however, they are not always the most effective.

Now, both of those methods can be effective, but they both usually have rather high barriers to entry and require a lot of work.

Luckily, you do have another option: human connections. And this is where most Internet marketers fail. They don't realize the power of human connections because they are so caught up in the idea of making transactions and collecting massive checks without having to deal with customers and clients.

One quick way to get traffic through human connections is a joint venture. You can enter into a joint venture by compiling a list of possible “partners” -- or people who might be able to assist you in some mutually-beneficial way. This list might include other list owners in your niche, site owners in your niche, and experts.

There's only one important thing you should keep in mind when contacting joint venture partners – and that is to make it as quick, easy, and beneficial for them as possible. If they have no incentive for doing it, they probably won't even reply to you. And if it isn't easy, they'll accept other joint venture offers over yours.

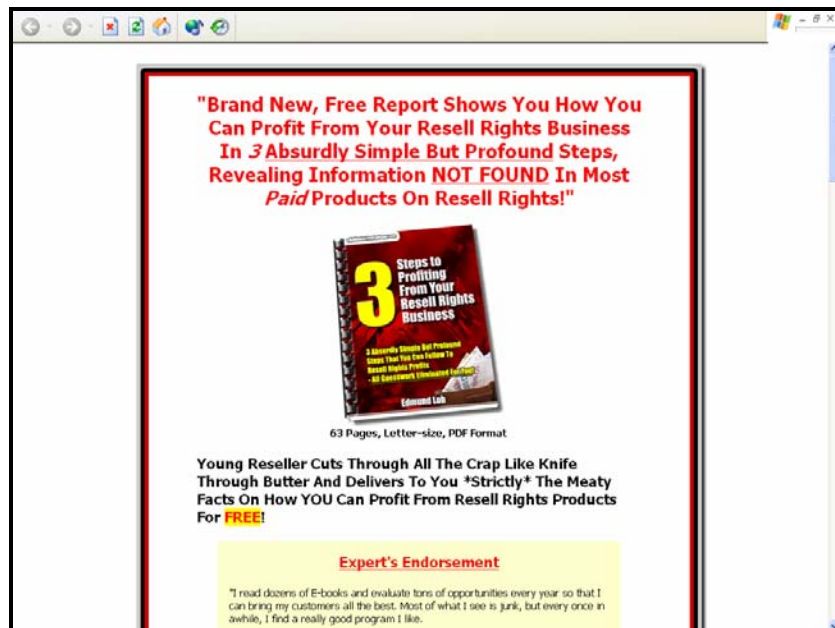
Another way in which you can drive traffic to your landing page is through blog and forum posting; however, it is important that you do not spam, as many businesses do. Instead, actually participate on the forum, provide people with something of value; and, after a while, post your product in your signature – and try to network with people on the forum who work in similar fields.

Your approach to blog posting should be similar. Include a signature file that links back to your landing page, but don't spam. Instead, post useful comments. This is not only more ethical, but it is plainly more effective. Spam


gets deleted. Good comments get praised, inducing people to follow your link and check out your products.

## Great Examples of Landing Pages

<http://www.ebizmodelsyoucancopy.com/resellrights>



"Brand New, Free Report Shows You How You Can Profit From Your Resell Rights Business In 3 Absurdly Simple But Profound Steps, Revealing Information NOT FOUND In Most Paid Products On Resell Rights!"



63 Pages, Letter-size, PDF Format

Young Reseller Cuts Through All The Crap Like Knife Through Butter And Delivers To You \*Strictly\* The Meaty Facts On How YOU Can Profit From Resell Rights Products For **FREE!**

**Expert's Endorsement**

"I read dozens of E-books and evaluate tons of opportunities every year so that I can bring my customers all the best. Most of what I see is junk, but every once in awhile, I find a really good program I like."

<http://www.privatelabelrightsgold.com/>

Order | Member Login | Support

**Attention! This Offer Is Now Closed!**

**"Gain Instant Access To \$15,167.40 Worth Of Private Label Rights, Source Code & Master Rights To 7 Brand New, Smoking HOT Products For Only 1.29% Of Its Total Value!"**

Finally! Now YOU, Too, Can Be In Business - Make That, 7 Businesses - In The Next 24 Hours Selling These TOP Quality Products As Your Own (Literally) And Start Generating Massive *INSANE* Profits!

*edmund loh*  
-- Edmund Loh,  
PrivateLabelRightGold.com,  
edmund@privatelabelrightsgold.com.

From the keyboard of Edmund Loh  
Date: Thursday, August 03, 2006

Dear Professional Marketer,

It's officially over right now. It had been quite a blast for 7 days for everyone when PLRGold

<http://www.selfimprovementnewsletters.com/>

**SelfImprovement newsletters** Get Your Free Newsletters Now!

As a special gift for our visitors, we have reviewed and gathered the absolute best newsletters guaranteed to skyrocket your achievements, and personal growth.

**Get The Top 16 Hottest Self Improvement Newsletters FREE!**

Simply scroll down this page, click on the newsletter(s) you want, enter your email and click "Subscribe Free" at the bottom of the page. This is a private mailing list and you will only receive the newsletters that you sign up for below. You can also un-subscribe at any time.

**Select your Newsletters:**

- Self Improvement Newsletter - Improve Your Life Today!**  
Contains powerful articles, motivational quotes, product & book reviews covering Goal Setting, Empowerment, Success, Relationships, Health, Prosperity & More. Join Over 200K subscribers on a journey towards greater success.
- Self Help Books Weekly Newsletter**  
If you read Self Improvement Books, this free newsletter is for you. Information on new book releases, best sellers, book reviews, excerpts, special promotions, interviews with the authors & more.
- Personal Success Secrets from Brian Tracy**  
Learn how to set and achieve your goals faster than ever before. Subscribe to receive your FREE weekly newsletters from Brian Tracy.
- Neuroscience of Permanent Self-Motivation Newsletter**  
Trust Your Greatest Achievements to Neuroscience! We use revolutionary brain-science research to teach you the Science of Permanent Self-Motivation. No pop-psych, VooDoo, just the scientific facts. Fascinating brain research info, skills.

<http://www.doubleyourdating.com/dt>

**“You’re About To Learn Secrets That Most Men Will Never Know About Women...”**

Inside you’ll learn...

- “The Kiss Test” - How to tell if she’s ready to be kissed.
- The difference between how men and women think about dating - and why most women want to keep you from being successful.
- How to use “secret” body language to keep a woman’s attention.
- How to approach a new woman that you’d like to meet - and exactly what to say to start a conversation without “pick up lines”.
- Fun places to take women that are FREE - no paying for expensive dates...
- And you’ll also get a FREE trial-subscription to David DeAngelo’s exclusive Dating Secrets e-Letter...

Just use your first name and valid email as your password - then click the “Free Instant Access!” button to enter (Use the same password when returning. All information kept 100% confidential). Allow the next page a few seconds to load.

First Name:

E-Mail:

We take your privacy very seriously. You can read our [privacy policy](#) here.  
©2001-2004 David DeAngelo Communications Inc. DD-CI All Rights Reserved. “Double Your Dating” and “David DeAngelo” are trademarks used by David DeAngelo Communications Inc. By entering, you agree to terms and conditions found [here](#). By entering your email address you are also requesting and agreeing to subscribe to our free Dating Tips email newsletter. You must be 18 or older to enter. Check out our Free Dating Links Directory [here](#).

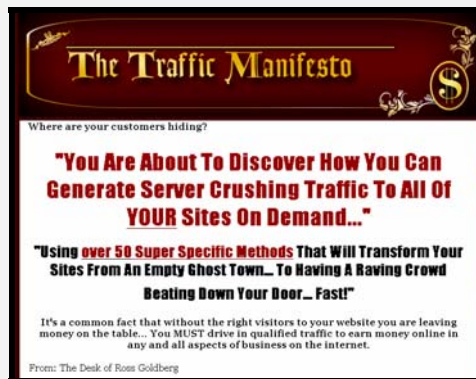
## Make More Money With These Products:

### 5 Quick Methods To Make Healthy Profits On The Internet



[Click Here For Your Secret Techniques](#)

### Over 50 Super Specific Methods To Generate Traffic



[Click Here To Start Generating Traffic](#)